

THE RUMBLE SHEET

November 2022 – Volume 56 – Issue 11



WOW! Wasn't that a great Fall Tour? A huge thank you to both my parents, Connie Hudson, and Jeanne Washburn for making it possible! Motoring, shows, and food... can a person ask for anything more? Just as the days are getting shorter, so is the remaining Calendar of Events this year.

Our next scheduled activity is breakfast at Eggbert's in Claremore at 8:30 A.M. on November 5th. The address is 900 S. Lynn Riggs Blvd. We hope to see everyone there!

November 11th is Veteran's Day, and the club will be participating in the Veteran's Day Parade in Claremore. We will send out more information on the meeting place prior to the date. So be sure to watch Facebook and your email.

The next general meeting will be November 15th at Hardesty Library. This is a very important meeting because we will be voting on new board members. Additionally, this will be our annual Baked Potato Dinner. So, you will not want to miss!

Once again, I must remind everyone that at the end of the year, Jeanne, Connie, and I will be stepping down from the Board. So, we will need three new board members! If you are interested in stepping up to do your part for the club, please let us know. It takes volunteers to keep the club going and active! Time is running out to put

your name forward!

The main goal for the board this year was to plan enough tours so those who participated would be able to easily make the 1,000 miles club. It won't be time to turn in the official numbers for a little while longer, but I'm betting we will have a lot of folks who made it!
Chris



2..... November Calendar
 3.....Finer Points
 4.....2022 Calendar, Minutes, Sunshine Report
 5..... Address to Fellow Countrymen, Finer Points Continued
 6-7 Salute to Veterans
 8..... Cookie List, For Sale
 9..... Officers, Board, Committee Chairs
 10-13.....Fall Tour
 14 About the Model A Club



November

 November 1 - Breakfast at Marvin's November 4-6 - Dallas Model A Ford Club Lake Murray Tour November 11 - Veterans' Day Parade, Claremore November 15 - General Meeting, Baked Potato Dinner						
SUNDAY	MONDAY	TUESDAY	WEDNESDAY	THURSDAY	FRIDAY	SATURDAY
		1 Debbie Johnson 	2	3	4 Donald Harper Marvin Mellage 	5 - Breakfast at Eggbert's Claremore
6	7	8	9 Scott & Cindy CASE 	10	11 Sean & Christi STEARNS 	12 Don Chesser Jessie Reed 
13 Tim Neall 	14 Dan & Terri ULBERG 	15 - General Meeting Baked Potato Dinner	16	17 James & Faith BOND 	18	19
20	21 Ricki Sullivan 	22	23	24 	25 Kenda Reiser 	26 Andy & Jackie DUNN 
27 Sam Slavens 	28 Tory Brust 	29	30			

The Finer Points

By Chris Duval

Fall weather is definitely upon us as evidenced by the cooler nights we've been having. It's time to put on the side curtains, or if you have a fancy car, just roll up the windows. Even though less motoring may be ahead, it will give me much needed time to continue working on the 400-A. The chassis is moving along fairly quickly. Hopefully, it will be time to begin thinking about the sheet metal. So, let's take a brief walk through Area 13: Sheet Metal.

I count myself very lucky with the quality of sheet metal that came with the motorcar. Jim owned the car for 38 years and collected parts for most of that time. Many of the parts he collected are New Old Stock (NOS). I find NOS parts to be particularly fascinating because they give a great glimpse into the manufacturing process when these cars were new. One example that springs to mind is the right rear sedan fender that came with the car. Below is an overview photo of my NOS sedan fender.



The paint isn't too bad considering it's 91 years old! The overview is great, but it doesn't show the details that were present when the cars were new. By the way, most of these details must be present on Fine Point cars. If they are not present, the part has most likely been over-restored. First let's look at the carriage bolt hole for the fender brace.



First up is a detailed view of the fender brace area. Can you see how defined the knurling is along the edge of the fender? It varies slightly in height, but it is present all along the edge, and it can easily be felt. On a restored fender, it is very common for the knurling to be filled in and smooth. To the left of the square hole, there is a small spot that looks like the paint is messed up. That is actually a spot weld holding the fender bracket reinforcement in place. In person, both spot welds can be seen and felt. Once again, it is very common for these spot welds to be smoothed over during the restoration process. Smoothing the fender up too much would most likely result in an over-restored deduction. Let's flip the fender over to see the other side of this hole.



Shown above is the inside view of fender bracket reinforcement. To the best of my knowledge, reproduction fenders are sold without these being installed. As

a result, reproduction fenders must be modified to properly fit the reinforcement. To the right of the reinforcement, you can see the flange is cut away to allow ample room. On reproduction fenders, the flange is not cut away. During the Fine Point process, the judges feel the inside of the

(continued on p. 5)

2022 Calendar

NOVEMBER

- November 1: Coffee-Donuts-Coversation,
Marvin's Shop, 8:00 a.m.
- November 4-6: Dallas Model A Ford Club
Lake Murray Tour
- November 5: Breakfast, Eggberts, Claremore
- November 8: Ladies' Luncheon, Uncle Paco's Mexican
Grill, 013 North 121 Avenue, Owasso, 11:30 a.m.
- November 11: Veterans' Day Parade, Claremore
- November 15: General Meeting
Baked Potato Dinner
Sign up to bring baked potatoes

DECEMBER

- December 3: Broken Arrow Christmas Parade, 10 a.m.
Ti Amo's, 1 p.m.
- December 6: Board Meeting Hardesty Library
- December 10: Catoosa Christmas Parade, 2 p.m.

SunShine Report

by Roy Cail

I would appreciate your assistance in letting me know of any medical issues you or other members may be having. You can reach me via email at: roycail@cox.net or cell number 918-906-0575. If you can not reach me please contact Linda Mellage a 918-629-2978. Linda has offered to help me when I am out of town. As a Club, we want to provide any support we can.

Please keep the following in your thoughts and prayers.

- Linda Mellage
- Ken Brust
- Jan Hamm
- Roy Cail

If I missed anyone my apologies. Again, if you know of anyone that is having difficulties please let us know so we can send them a card or flowers depending on situation.



Meeting Called to order at 7:02. A Pledge to the flag was said and prayer given by Rodger Johnson.

New Members Tom and Ellen Brewer were in attendance for the first time, glad you could join us.

No cars bought or sold other than Mervin. Snowden car was purchase by someone in Florida.

No meeting minutes given.

Treasury report given by Jeannie Washburn, approved by Marvin Mellage seconded by Rich Robinson.

Sunshine report:

Linda Mellage was with us after her knee surgery. Roy Cail was unable to be with us as he had his first Chemo Treatment.

Branson tour was talked about; if you missed it you missed a lot of fun, just look at our web site, as Sam Slavens and Teresa DeCamp were the hit of the show.

New members for the board are needed, if you have not served please concenter serving for a two-year term.

If you served in the Military, Barbara Cail wants a picture and branch you served in and your rank, to be published in our newsletter.

Breakfast at Eggberts in Claremore time 8:30 am. Lake Murray tour coming up Nov. 4-6. Veterans Parade November 11th. November 15th meet will be a baked potatoes dinner. December 3rd BA Parade and December 6th Board Meeting.

Meeting adjourned, trivia question for the evening entertainment. Thanks Chris you always make it a fun time.

Meeting Minutes By
Connie Hudson

Detail Tool & Machine

Wire EDM Specialist
Tooling & Job Shop Work
Conventional and CNC Machining



Dave Pilmaier (918) 697-2589 cell
detailtool@fairpoint.net (918) 476-9476 fax

Address to Fellow Countrymen

THE WHITE HOUSE
November 11, 1919

A year ago today our enemies laid down their arms in accordance with an armistice which rendered them impotent to renew hostilities, and gave to the world an assured opportunity to reconstruct its shattered order and to work out in peace a new and more just set of international relations. The soldiers and people of the European Allies had fought and endured for more than four years to uphold the barrier of civilization against the aggressions of armed force. We ourselves had been in the conflict something more than a year and a half.

With splendid forgetfulness of mere personal concerns, we remodeled our industries, concentrated our financial resources, increased our agricultural output, and assembled a great army, so that at the last our power was a decisive factor in the victory. We were able to bring the vast resources, material and moral, of a great and free people to the assistance of our associates in Europe who had suffered and sacrificed without limit in the cause for which we fought.

Out of this victory there arose new possibilities of political freedom and economic concert. The war showed us the strength of great nations acting together for high purposes, and the victory of arms foretells the enduring conquests which can be made in peace when nations act justly and in furtherance of the common interests of men.

To us in America the reflections of Armistice Day will be filled with solemn pride in the heroism of those who died in the country's service, and with gratitude for the victory, both because of the thing from which it has freed us and because of the opportunity it has given America to show her sympathy with peace and justice in the councils of nations.

WOODROW WILSON

(Continued from from page 3)

flange to determine if it is cut away for the reinforcement. If it is not, then it is a dead giveaway that the fender is a reproduction. The general consensus on reproduction parts is that they receive half points. Ouch! I think it is important to note that a reproduction fender can receive full credit if certain steps are taken to make it as close to an original as possible. Cutting away the inside flange is one of the many steps you must take. Next, let's take a closer look at the paint on the inside of the fender.



As you can see, the paint and finish on the inside of the fender is the exact same as on the outside. Exactly like the wheels we looked at last month, fenders were dipped in black enamel. Can you spot the paint runs? Before you ask... no, paint runs are not required or even wanted on a Fine Point car. However, I believe a run or two on the bottom side of the fenders will probably be forgiven. Then again, it may depend on the judge. As a point of reference, the runs in the above photo would run up on the fender once mounted to the car.



NOV. 11
VETERANS DAY
 HONORING ALL WHO SERVED



Gary Henderson
 Staff Sergeant



U.S. AIR FORCE



John Bornefeld
 Specialist 4th class

Basic Training Ft Leonard Wood
 OJT Ft Carson, stationed in Germany 17
 months during Viet Nam Era.



U.S. ARMY



Roy Cail
 Specialist E4



U.S. ARMY



Ralph Hudson
 Airman 2nd class



U.S. AIR FORCE



Rumble Sheet



Ken Brust USMC
 12 years active duty Major
 19 years Reserves LTC




U.S. ARMY



SALUTE TO VETERANS



Lieutenant Commander Rodger Johnson USNR 1980 - 1989
Aircraft Commander/ Mission Commander, Lockheed P3-C Orion, Flight Instructor, T-34C



Rus Shuler
Ft. Bragg, NC.
October 1962



Rich Robinson
U. S. Navy FTM-3
Guided Missile Frigate
Jan. 1965. through April. 1967
Viet Nam



CAPT Kent L.
Washburn USNR
US Navy Retired
36 years service



Last Assignment: Commanding Officer RIAC Area Three RIAC = Reserve Intelligence Area Commander
Belle Chase Naval Air Station
New Orleans, LA



Capt Don Reed
18 SOS Vietnam

U.S. AIR FORCE

To any of our Veterans we missed, we would still like to recognize you for your service. If you will send your photo and information to Barbara Cail by November 20, we will include it in our December Rumble Sheet.





CLUB JACKETS, HATS AND MORE

If you are interested in purchasing clothing items with the Club Logo, contact

Kent Washburn
918-693-8504 or
klwashburn@cox.net



1930 FORD ITEMS FOR SALE

- Starter with Bendix -\$50
- Bob Ramey Tool box -\$50
- Model A Original Tool Kit- \$200
- Distributor - \$15
- 3000 Pound Motor Hoist with engine stand - \$100

Jerry Sloan 918-527-5531



November -
Virginia Harris and
Jessie Reed



Detail Tool & Machine



Wire EDM Specialist

Tooling & Job Shop Work

Conventional and CNC Machining

Dave Pilmaier

(918) 697-2589 cell

detailtool@fairpoint.net

(918) 476-9476 fax

ERIC WENINGER
OWNER

2045 S BEDFORD ST
WICHITA, KS 67207

316-619-1821 CELL
316-685-2553 SHOP

www.modelmedic.com
modelamedicllc@sbcglobal.net

**THE
MODEL A
MEDIC^{LLC}**



STOCKING A FULL LINE OF
NEW AND USED MODEL A FORD PARTS

SPECIALIZING IN FULL SERVICE REPAIRS,
ENGINE, DRIVE TRAIN, AND RESTORATION

We've Revolutionized the way you find Model A Parts!




FOUR CATALOGS TO CHOOSE FROM:

• Coupe • Pickup • Open Car • Sedan

CALL & ORDER YOUR
FREE CATALOG TODAY

1-888-879-6453

www.mikes-afordable.com



2022 Officer & Board Members

President Christopher DuVall
chrisdduvall@gmail.com
918.816.0839

Vice President Don Reed
donsthunderbird@gmail.com
918.361.6164

Secretary Connie Hudson
conniehudson@cox.net
918.269.7240

Treasurer Jeanne Washburn
jeannewashburn@cox.net
918.693.2912

Board Member Rodger Johnson
leperone342aol.com
918.629.6177

The World's Largest Selection of 1909-31 Ford Parts

Snyder's

ANTIQUÉ AUTO PARTS

12925 Woodworth Rd. • New Springfield, OH 44443

Toll Free Ordering (888) 262-5712
or FAX (888) 262-5713

Order On-Line @ www.snydersantiqueauto.com

  **FREE Fully Illustrated CATALOG**
\$10.00 outside the U.S., Canada, & Mexico

COMMITTEE CHAIRPERSONS

Advertising

Jeanne Washburn
jeannewashburn@cox.net
918.693.2912

Clothing

Kent Washburn
klwashburn@cox.net
918 693-8504

Club Directory

Steve Reiser
steveraiser@hotmail.com
918 851-8634

Cookies

Linda Mellage
lindamellage@cox.net
918.629-2978

Membership

Jeanne Washburn
jeannewashburn@cox.net
918.693.2912

Mileage Awards

Roy Cail
roycail@cox.net
918 906-0575

Name Tags

Linda Ochs
hotdog263@cox.net
918 688-3707

Newsletter Coordinator

Harold Helton
hahelton@cox.net
918 230-4906

Photography

Barbara Cail
barbcail@cox.net
918 299-5691

Ken Brust

kvbrust@cox.net
918.728.2015

Programs

Board with membership assistance

Refreshments & drinks

Cheryl & Bobby Jackson
bjackson4@sbcglobal.net
918 261-2238

Sunshine

Roy Cail and Linda Mellage

Supplies

Marvin & Linda Mellage
lindamellage@cox.net
918 629-2978

Tours

Board of Directors with membership assistance


Web Site

Steve Reiser
steveraiser@hotmail.com
918 851-8634



Fall Tour







Tulsa Model A Ford Club
P.O. Box 33348
Tulsa, OK 74135-3348



2023 Membership Renewal Form: Tulsa Model A Club

\$30.00 Check # _____ Cash _____ Date Paid (mm/dd/yy) _____

Your Name _____ MAFCA Membership # _____

Spouses Name _____ Member Since (mm/yyyy) _____

Address _____ E-mail _____

City, State, Zip _____

Home Phone () _____ Cell Phone () _____ Work Phone () _____

Model A Changes _____

About the Tulsa Model A Ford Club Chapter #8231 of the Model A Club of America (MAFCA)

This is the official publication of the Tulsa Chapter of Model A Ford Club of America. This monthly newsletter is mailed to members, prospective members, advertisers and editors of similar publications. Its purpose is to keep you informed of what has taken place, scheduled activities and to promote fellowship among club members.

Members are encouraged to submit articles containing technical or any club related information. Articles must reach the editor by the 5th of the month to insure publication in that month's newsletter. Articles received after that will appear in a following newsletter.

Membership dues for the Tulsa Model A Ford Club are \$30 per family annually payable at the end of the year. Contact the New Member chairperson for new memberships and the Treasurer for renewals. The Tulsa Model A Ford Club recommends membership in the national MAFCA organization.

Members may advertise at no cost, non-business ads in the newsletter For Sale, Wanted or Trade section. Businesses may advertise with cost by the ad size, (business card size or 1/4 page) in the advertising section. The number of ads are restricted to space available in the Rumble Sheet. Contact the Advertising chairperson for details.

Meeting Schedule

- Business Meeting - 7:00 p.m. 3rd Tuesday of each month at Charles Hardesty Library, 8316 East 93rd Street, Tulsa
- Breakfast - 8:30 a.m., 1st Saturday of each month, location to be announced
- Board Meeting - 7:00 p.m., 1st Tuesday of each month, Charles Hardesty Library, 8316 East 93rd Street, Tulsa

TO SUBMIT AN ARTICLE, LETTER, OR FOR SALE OR TRADE, EMAIL:

Harold Helton - hahelton@cox.net

The Rumble Sheet

Tulsa Model A Ford Club
P.O. Box 33348
Tulsa, OK 74153-3348

