

THE RUMBLE SHEET

December 2022 – Volume 56 – Issue 12



It's beginning to look a lot like Christmas! Our goal this year was to plan more than 1,000 miles worth of tours, and we accomplished it! Thanks to everyone who helped plan tours this year!

Kent Washburn, Rich Robison, and Sam Slaven were voted in as new board members at our meeting in November. Next time you see them, be sure to tell them congratulations!

Since it's so late in the year, we only have a few events left. First off is the Broken Arrow Christmas Parade on December 3rd. We will line up at 9 a.m. on Elgin Street on the east side of Main Street. Contact Rich Robison for more details. After the parade, we will cruise over for our Christmas Banquet at Ti Amo's at 1 p.m. Ti Amo's is located at 6024 S. Sheridan Road, Tulsa, OK 74145. We will also have our annual gift exchange. If you'd like to participate, bring a new gift that costs between \$5 and \$10. No

broken Model "A" parts please. Ha!

On December 6th, there will be a board meeting at the Hardesty Library where the current board will turn over control to next year's board. As always, general members are welcome to attend. Best of luck to next year's board!

December 10th is the Catoosa Christmas Parade at 2 p.m. Contact Connie Hudson for more information on this parade.












And that's a wrap! I hope everyone has enjoyed the past year of activities. Be sure to keep your motorcars in tip top shape for next year, and have a safe and fun filled holiday.

Chris

2.....December Calendar
 3.....Finer Points
 4.....2022 Calendar, Minutes, Sunshine Report
 5.....Finer Points Continued, 1,000 Mile Club, Men's Coffee
 6-7.....Veteran's Day Parade, Salute to Veterans
 8.....Jim Spawn, Club Merchandise
 9.....Officers, Board, Committee Chairs
 10.....Club Membership Renewal
 11.....About the Model A Club



December

	December 3: Broken Arrow Christmas Parade, 10 a.m., Ti Amo's, 1 p.m. December 6: Board Meeting Hardesty Library December 10: Catoosa Christmas Parade, 2 p.m. December 13: Ladies' Lunch, Roosevelt's, 1551 East 15th Street, Tulsa, 11:00 a.m.						
	SUNDAY	MONDAY	TUESDAY	WEDNESDAY	THURSDAY	FRIDAY	SATURDAY
				1	2	3 - BA Christmas Parade	
4	5 - Rodger & Debbie JOHNSON 	6 - Board Meeting Men's Coffee 8:00 a.m., Marvin's Shop	7	8	9	10 - Catoosa Christmas Parade	
11	12 - Beverly Bornefeld 	13 - Ladies Lunch Roosevelt's 1551 East 15th, Tulsa 11:00 a.m.	14	15	16 - Ken & Tory BRUST 	17	
18 - Kerry Steffens 	19	20	21 - Don & Jessie REED 	22	23 - Paul Gordon 	24	
25 	26	27	28 - Roy Case 	29	30 - Roy & Barbara Cail 	31 - Robert & Carol PARKER Robert & Linda STINE 	

The Finer Points

By Chris Duval

I can hardly believe the end of another year is already upon us. Believe it or not, this is my thirty-fifth "Finer Points" article. Over this time, we've learned a lot about our Model "A" Fords starting with which gear shift knob they originally came out with. Since I'm in a reminiscing kind of mood, let's start our final 2022 article with a question just like we did nearly two years ago. What should the Hood Clip Bumpers look like on most of our cars?

From the beginning of production until April 1931, Ford used round hood clip bumpers. Afterwards, the bumpers on the hood panels were changed to triangular in shape. Since few in our club have a cowl indented car, I'll focus on the earlier style. As I was saying, they were round. Below is a photo of two types of reproduction bumpers available on the market today.



So, which is correct? The diagram in the standards states the bumper should be one half of an inch in length and five eighths of an inch wide. Clearly the proportions of the right bumper do not look correct. If you want to use the right one though, a set of them are half the cost of a set of left style at a whopping five dollars. So, let's save the money and get the clearly incorrect part, right? What could go wrong?



This photo shows the problem with that line of thinking. The bumper is not thick enough and over time it will allow the hood clip to rub on the rolled hood panel edge. The next photo shows a reproduction bumper that is properly installed on a car. Just look

at that clearance between the hood clip and hood! Even though the hood bumper becomes smashed slightly, the clip and hood are very clearly not touching.



I feel like an infomercial... but wait! There's more! Even though the leftmost bumper is the most correct reproduction, it still is not one hundred percent like Henry produced them. Originally, they had a small cloth pad on the back for reinforcement. You may say, "Chris, how could you possibly know this? That's not mentioned in the standards!" I'm glad you asked because I have two examples to prove my claim! First is a complete set of NOS bumpers I picked up awhile back at a swap meet (you seriously have no idea what you will run across at a swap). In the below photo, you can clearly see the fabric reinforcement. How cool is that!



2022 Calendar

DECEMBER

December 3: Broken Arrow Christmas Parade, 10 a.m.
Ti Amo's, 1 p.m.

December 6: Board Meeting Hardesty Library

December 10: Catoosa Christmas Parade, 2 p.m.

December 13: Ladies' Lunch, Roosevelt's, 1551 East
15th Street, Tulsa, 11:00 a.m.



Sunshine Report

by Roy Cail and Linda Mellage

I would appreciate your assistance in letting me know of any medical issues you or other members may be having. You can reach me via email at: roycail@cox.net or cell number 918-906-0575. If you can not reach me please contact Linda Mellage a 918-629-2978. Linda has offered to help me when I am out of town. As a Club, we want to provide any support we can.

Please keep the following in your thoughts and prayers.

- Roy is continuing to go to Oklahoma City for cancer treatments.
- Jan Hamm recently had a procedure on her Esophagus. Hopefully this will help the problems.
- Linda Mellage is continuing physical therapy after her knee replacement. Good results.

If I missed anyone my apologies. Again, if you know of anyone that is having difficulties please let us know so we can send them a card or flowers depending on situation.

Rumble Sheet

December 2022

Page 4

Meeting Minutes

November 18, 2022

Meeting started with prayer by Don Reed and we had a feast on baked potatoes and all the fixings. Many Thanks to all of those who brought

the potatoes and fixings plus cookies and cake.

Regular meeting started at 7:03 with Pledge to our flag.

We had a New Guest: Steve Ginty he has a 29 two door and a 30 coupe, and hopefully a new member to our club.

No cars sold or purchased.

Treasury Report given by Jeanne Washburn and approved by Mitch DuVall seconded by Jerry Conrad.

Sunshine Report Given by Linda Millage.

Broken Arrow parade will be December 3rd line up at 9:00 east side of Main on Elgin St. After the parade will have our Christmas Dinner at TiAmo 2195 S. Cheyenne Ave, time 2:00 P.M. We will be playing Dirty Santa if you choose to participate.

Catoosa Parade will be December 10th at 2:00 P.M. Line up will be 12:00 P.M. at Catoosa H.S.

Reminder: club dues are due, please send or give to Jeanne Washburn.

New Board Member: Kent Washburn, Rich Roberson, and Sam Slavens.

Board Member voted on and approved.


Meeting Adjourned

Secretary Minutes by

Connie Hudson



Detail Tool & Machine



Wire EDM Specialist

Tooling & Job Shop Work

Conventional and CNC Machining

Dave Pilmaier

(918) 697-2589 cell

detailtool@fairpoint.net

(918) 476-9476 fax

2022 1000 Mile Club Information

by Roy Cail

For those who submitted (or participated in 2022) odometer readings for the 2022 1000 Mile Club program I need your final odometer readings no later than Wednesday, December 14. Our plan is to present the dash plaques at the January meeting.

If you have questions please contact Roy Cail at 918-906-0575 or roycail@cox.net . Please submit your final odometer readings via email or in writing.

ps: It is important to meet the deadline of submitting your odometer readings if you want to receive a dash plaque.



(Finer Points continued)

The second example I have is from my original and unrestored 1928 Roadster. You have to look closely, but the fabric reinforcement is there on all six bumpers. It's true a photo is worth a thousand words. This one photo shows the hood alignment next to the cowl, hood clip installation and paint, hood corner pad, and body welting.



So, if you've just finished painting your car, and you're wondering which hood clip bumper to purchase, may I suggest you splurge and buy the \$10 set? That way you won't have to worry about repainting your hood in a couple of years. Paint is expensive!

December 6,
8:00 a.m.
Coffee,
conversation,
donuts
Marvin's shop



First Tuesday of every month at 8:30am, the guys meet at Marvin's garage. Marvin provides coffee. Men take turns bringing donuts. Ken is bringing donuts in December. All other Tuesdays at 8:30, they meet at McDonalds on 91st and S. Memorial. All men are welcome!





Rumble Sheet

December 2022

Page 6



Jerry Sloan

1957-1961
Crew Chief on B-47 Bomber
2nd Bomb Wing,
20th Bomber Squadron
Hunter AFB, Savannah, GA





It is with great sadness to inform you of the passing of Jim Spawn this morning 10/24/22. Jim was the editor of the "Restorer" magazine for MAFCA for 18 years, and did over 105 editions. Jim was inducted into the MAFFI Hall of Fame in 2021. Our condolences go to his entire family.

CLUB JACKETS, HATS AND MORE

If you are interested in purchasing clothing items with the Club Logo, contact

Kent Washburn
918-693-8504 or
klwashburn@cox.net



Detail Tool & Machine



Wire EDM Specialist
Tooling & Job Shop Work
Conventional and CNC Machining

Dave Pilmaier (918) 697-2589 cell
detailtool@fairpoint.net (918) 476-9476 fax



ERIC WENINGER
OWNER

2045 S BEDFORD ST
WICHITA, KS 67207

316-619-1821 CELL
316-685-2553 SHOP

www.modelmedic.com
modelamedicllc@sbcglobal.net

**THE
MODEL A
MEDIC^{LLC}**



STOCKING A FULL LINE OF
NEW AND USED MODEL A FORD PARTS

SPECIALIZING IN FULL SERVICE REPAIRS,
ENGINE, DRIVE TRAIN, AND RESTORATION

We've Revolutionized the way you find Model A Parts!



FOUR CATALOGS TO CHOOSE FROM:

• Coupe • Pickup • Open Car • Sedan

CALL & ORDER YOUR
FREE CATALOG TODAY

1-888-879-6453

www.mikes-afordable.com



2022 Officer & Board Members

President Christopher DuVall
chrisdduvall@gmail.com
918.816.0839

Vice President Don Reed
donsthunderbird@gmail.com
918.361.6164

Secretary Connie Hudson
conniehudson@cox.net
918.269.7240

Treasurer Jeanne Washburn
jeannewashburn@cox.net
918.693.2912

Board Member Rodger Johnson
leperone342aol.com
918.629.6177

The World's Largest Selection of 1909-31 Ford Parts

Snyder's

ANTIQUe AUTO PARTS

12925 Woodworth Rd. • New Springfield, OH 44443

Toll Free Ordering (888) 262-5712
or FAX (888) 262-5713

Order On-Line @ www.snydersantiqueauto.com

  **FREE Fully Illustrated CATALOG**
\$10.00 outside the U.S., Canada, & Mexico

COMMITTEE CHAIRPERSONS

Advertising

Jeanne Washburn
jeannewashburn@cox.net
918.693.2912

Clothing

Kent Washburn
klwashburn@cox.net
918 693-8504

Club Directory

Steve Reiser
steveraiser@hotmail.com
918 851-8634

Cookies

Linda Mellage
lindamellage@cox.net
918.629-2978

Membership

Jeanne Washburn
jeannewashburn@cox.net
918.693.2912

Mileage Awards

Roy Cail
roycail@cox.net
918 906-0575

Name Tags

Linda Ochs
hotdog263@cox.net
918 688-3707

Newsletter Coordinator

Harold Helton
hahelton@cox.net
918 230-4906

Photography

Barbara Cail
barbcail@cox.net
918 299-5691

Ken Brust

kvbrust@cox.net
918.728.2015

Programs

Board with membership assistance

Refreshments & drinks

Cheryl & Bobby Jackson
bjackson4@sbcglobal.net
918 261-2238

Sunshine

Roy Cail and Linda Mellage

Supplies

Marvin & Linda Mellage
lindamellage@cox.net
918 629-2978

Tours

Board of Directors with membership assistance

Web Site

Steve Reiser
steveraiser@hotmail.com
918 851-8634



Tulsa Model A Ford Club
P.O. Box 33348
Tulsa, OK 74135-3348



2023 Membership Renewal Form: Tulsa Model A Club

\$30.00 Check # _____ Cash _____ Date Paid (mm/dd/yy) _____

Your Name _____ MAFCA Membership # _____

Spouses Name _____ Member Since (mm/yyyy) _____

Address _____ E-mail _____

City, State, Zip _____

Home Phone () _____ Cell Phone () _____ Work Phone () _____

Model A Changes _____



About the Tulsa Model A Ford Club Chapter #8231 of the Model A Club of America (MAFCA)

This is the official publication of the Tulsa Chapter of Model A Ford Club of America. This monthly newsletter is mailed to members, prospective members, advertisers and editors of similar publications. Its purpose is to keep you informed of what has taken place, scheduled activities and to promote fellowship among club members.

Members are encouraged to submit articles containing technical or any club related information. Articles must reach the editor by the 5th of the month to insure publication in that month's newsletter. Articles received after that will appear in a following newsletter.

Membership dues for the Tulsa Model A Ford Club are \$30 per family annually payable at the end of the year. Contact the New Member chairperson for new memberships and the Treasurer for renewals. The Tulsa Model A Ford Club recommends membership in the national MAFCA organization.

Members may advertise at no cost, non-business ads in the newsletter For Sale, Wanted or Trade section. Businesses may advertise with cost by the ad size, (business card size or 1/4 page) in the advertising section. The number of ads are restricted to space available in the Rumble Sheet. Contact the Advertising chairperson for details.

Meeting Schedule

- Business Meeting - 7:00 p.m. 3rd Tuesday of each month at Charles Hardesty Library, 8316 East 93rd Street, Tulsa
- Breakfast - 8:30 a.m., 1st Saturday of each month, location to be announced
- Board Meeting - 7:00 p.m., 1st Tuesday of each month, Charles Hardesty Library, 8316 East 93rd Street, Tulsa

TO SUBMIT AN ARTICLE, LETTER, OR FOR SALE OR TRADE, EMAIL:

Harold Helton - hahelton@cox.net

The Rumble Sheet

Tulsa Model A Ford Club
P.O. Box 33348
Tulsa, OK 74153-3348

